




# Safety and Tornadoes

A WebQuest for Intermediate ESL students  
Designed by  
B. Chris Dudley



<p><b>INTRODUCTION</b></p> 	<p>Tornadoes are very dangerous natural weather patterns made up of very powerful wind gusts. Tornadoes can range from weak to very powerful. Tornadoes are very difficult to predict and can catch people off guard with only minutes to take cover in a safe place.</p>
<p><b>TASK</b></p> 	<p>Your tasks will consist of learning about tornadoes, learning about recognizing tornado warnings, and what to do when a tornado is in your area.</p> <ol style="list-style-type: none"><li>1. You will read about what a tornado is.</li><li>2. You will look at pictures of tornadoes and the damage they can cause.</li><li>3. You learn about tornado vocabulary.</li><li>4. You will be asked some true and false questions about tornadoes.</li><li>5. You will match some words regarding tornadoes.</li><li>6. You will fill in blanks related to tornado warnings and what to do.</li><li>7. You will talk about tornadoes in groups of three and share your story if a tornado has ever been in your area.</li></ol>
<p><b>PROCESS</b></p> 	<ol style="list-style-type: none"><li>1. First, you will begin by looking at the following map <a href="#">map of tornado alley</a> from the Storm Prevention Center to see if your area is prone to having tornadoes</li><li>2. Then, you will go to <a href="http://environment.nationalgeographic.com/environment/natural-disasters/tornado-profile/">http://environment.nationalgeographic.com/environment/natural-disasters/tornado-profile/</a> to read about tornadoes.</li><li>3. You will then go to <a href="http://www.google.com/search?q=tornadoes+pictures&amp;hl=en&amp;prmd=imvns&amp;tbm=isch&amp;tbo=u&amp;source=univ&amp;sa=X&amp;ei=lA7kTvOkEaTeiAKootWYBg&amp;ved=0CD8QsAQ&amp;biw=1536&amp;bih=682">http://www.google.com/search?q=tornadoes+pictures&amp;hl=en&amp;prmd=imvns&amp;tbm=isch&amp;tbo=u&amp;source=univ&amp;sa=X&amp;ei=lA7kTvOkEaTeiAKootWYBg&amp;ved=0CD8QsAQ&amp;biw=1536&amp;bih=682</a> to look at pictures of tornadoes.</li><li>4. Next, you will go to <a href="http://www.google.com/search?q=tornado+aftermath+pictures&amp;hl=en&amp;prmd=imvns&amp;tbm=isch&amp;tbo=u&amp;source=univ&amp;sa=X&amp;ei=Bg_kTra1lojkiAKKt8zCBg&amp;ved=0CCckQsAQ&amp;biw=1536&amp;bih=682">http://www.google.com/search?q=tornado+aftermath+pictures&amp;hl=en&amp;prmd=imvns&amp;tbm=isch&amp;tbo=u&amp;source=univ&amp;sa=X&amp;ei=Bg_kTra1lojkiAKKt8zCBg&amp;ved=0CCckQsAQ&amp;biw=1536&amp;bih=682</a> to see pictures of tornado aftermath damage.</li></ol>

5. You will also read about and click [http://www.youtube.com/watch?v=D\\_MavKxL6oc&feature=related](http://www.youtube.com/watch?v=D_MavKxL6oc&feature=related) to listen to a tornado siren warning.
6. You will have a group discussion about tornadoes with two other students.
7. You will then be evaluated through several activities.

**ACTIVITIES:**

**A. True / False Questions:** Circle only true or false about each statement.

*True*    *False*    Severe tornadoes are most prevalent in the winter in areas of the United States.

*True*    *False*    Large, powerful tornadoes can be devastating to property and human life.

*True*    *False*    A tornado is a windstorm shaped like a funnel.

*True*    *False*    When you hear a tornado siren you should run outside.

*True*    *False*    Tornadoes are easy to predict.

*True*    *False*    We usually have several hours warning of a tornado.

**B. Tornado Vocabulary Matching:**

Draw a line to the correct definition

- |                     |  |
|---------------------|--|
| 1. tornado          | To damage beyond repair; ruin.   |
| 2. dangerous        | Turning in the direction of a clock's hand   |
| 3. damage           | A cone shaped cloud.   |
| 4. destroy          | A dangerous windstorm whose clouds are shaped like a funnel. The funnel moves close to the ground and destroys everything in its path. |
| 5. funnel cloud     | Opposite to the direction of a clock's hand.   |
| 6. counterclockwise | To harm  |
| 7. clockwise        | Unsafe or likely to cause harm.  |

**C. Fill in the blanks:**            unstable   warning   interior   few funnel   shelter  
any

Most tornadoes are \_\_\_\_\_-shaped.

Tornadoes form in thunderstorms, when \_\_\_\_\_ hot air near the ground rises and meets cooler air above in thunder clouds.

Tornadoes can form at \_\_\_\_ time of the year, but most form from March to August

A basement is best, but if that isn't available, go to an \_\_\_\_\_ room or closet in a house, and stay far away from windows.

Tornadoes usually last just a \_\_\_\_ minutes.

When you hear a tornado warning, find \_\_\_\_\_ IMMEDIATELY!

Tornado \_\_\_\_\_ means a tornado has formed in the area!

## RESOURCES



### ONLINE links for additional information:

[http://www.disasterrelief.org/Disasters/980612indiana/index\\_txt.html](http://www.disasterrelief.org/Disasters/980612indiana/index_txt.html)

<http://www.disasterrelief.org/Library/Prepare/tnado.html>

<http://www.tornadoproject.com/safety/safety.htm>

<http://www.fema.gov/hazards/tornadoes/>

<http://www.spc.noaa.gov/faq/tornado/safety.html>

<http://movies.warnerbros.com/twister/cmp/safety.html>

FEMA for kids, <http://www.fema.gov/kids/tornado.htm>

NOAA current US tornado activity map - <http://www.spc.noaa.gov/index.html>

American Red Cross, Materials for Children:

<http://www.redcross.org/pubs/dspubs/childmatls.html>

### JUST FOR FUN:

<http://www.fema.gov/pdf/library/color.pdf> FEMA DISASTER COLORING BOOK

**EVALUATION  
RUBRIC**



**True / False**



	I need to do the exercise.	I need to do better.	I did well.	I was great!
	0	1	2	3
True/False Questions	I didn't answer any of the true/false questions correctly.	I answered only 2 true/false questions correctly.	I answered only 5 true/false questions correctly.	I answered all of the true/false questions correctly.
Completion	I didn't complete the exercise.			I completed the exercise.

**Matching**

	I need to do the exercise.	I need to do better.	I did well.	I was great!
	0	1	2	3
Matching	I didn't do the exercise.	I matched all of the words and definitions. I got some of the words right.	I matched all of the words and definitions. I got most of the words right.	I matched all of the words and definitions. I got all of the words right.
Completion	I didn't complete the exercise or didn't do it on time.	I completed a small part of the exercise on time.	I completed most of the exercise on time.	I completed the exercise on time.

**Fill-in-the-blank sentences**

	I need to do the exercise.	I need to do better.	I did well.	I was great!
	0	1	2	3
Conversation	I didn't do the exercise.	I completed only some of the fill in the blanks or I had more than 4 errors.	I completed all of the fill in the blanks and only 2 were incorrect.	I completed all of the fill in the blanks and only one was incorrect.
Completion	I didn't complete the exercise or didn't do it on time.	I completed a small part of the exercise on time.	I completed most of the exercise on time.	I completed everything on time.

<p><b>CONCLUSION</b></p> 	<p>Congratulations, you have completed the WebQuest on Safety and Tornadoes.</p> <p>Now that you have learned about what tornadoes are, how you will be warned about tornado warnings and what to do during and after a tornado, you will be able to take every precaution possible to remain safe.</p>
<p><b>TEACHER NOTES</b></p> 	<p>By B. Chris Dudley</p> <p>This WebQuest is designed to help ESL students learn about tornadoes, tornado warnings, and how to remain safe during a tornado.</p> <p>Extension</p> <ul style="list-style-type: none"> <li>• Students could listen to warning recordings on the internet</li> <li>• Students could watch real news reports about tornadoes</li> </ul> <p>For the higher level students they could learn what makes up a tornado. They could learn about what kinds of weather is conducive for the formation of tornadoes.</p>
<p><b>CREDITS</b></p>	<p>A big thanks to Leecy Wise our Edu 134, teacher who taught us how to create Webquests and furnished us with all of the websites that we used to create them.</p> <p>To my classmates who helped make this WebQuest better and more creative.</p>